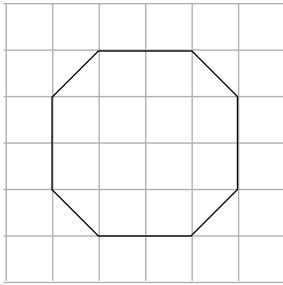


Area of Irregular Shapes

To estimate the area of an irregular shape, you can add squares on a grid, or you can subtract squares from a larger area.

Adding Squares



First, count the number of whole squares. There are 12 whole squares.

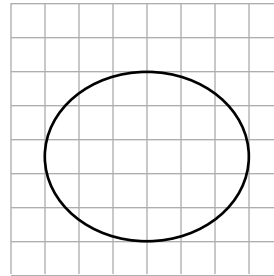
Then count the partial squares. There are 4 partial squares.

Estimate how many whole squares the partial squares would equal. They equal about 2 whole squares.

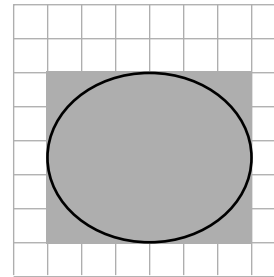
Finally, add the whole squares and the estimate for the partial squares to find the total estimated area.

$$12 + 2 = 14 \text{ square units}$$

Subtract from a Larger Area



First, find the area of a regular shape that is larger than the irregular shape.



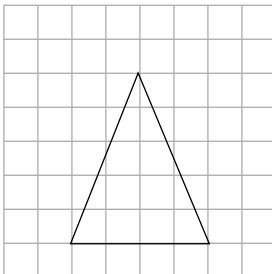
The gray rectangle has an area of 30 square units.

Subtract the squares that are less than the regular area. There is about 1 square subtracted at each corner, so you should subtract 4 squares.

$$30 - 4 = 26 \text{ square units}$$

Find the area of each shape.

1.



2.

